

# Zoom\_コンタクト表示設定変更



[nelco.com](http://nelco.com)

# 1. Zoomのホームページからログイン <https://zoom.us>

クリック



SOLUTIONS ▾ PLANS & PRICING CONTACT SALES

JOIN A MEETING

HOST A MEETING ▾

SIGN IN

SIGN UP, IT'S FREE

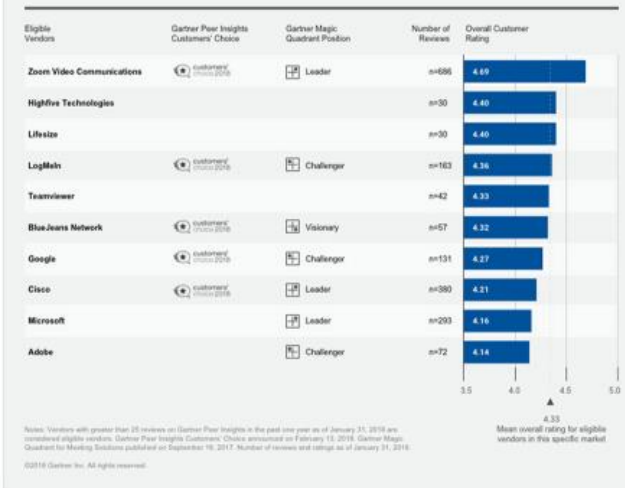
Zoom Video Communications was Named a 2018 Gartner Peer Insights Customers' Choice for Meeting Solutions!\*

Read the Report



Figure 1. Gartner Peer Insights "Voice of the Customer" Meeting Solutions Overall Ratings






Gartner Peer Insights "Voice of the Customer" Meeting Solutions Overall Ratings  
As of January 31, 2018



Source: Gartner Peer Insights (January 31, 2018)

## 2. IM Managementをクリック

zoom SOLUTIONS ▾ PLANS & PRICING CONTACT SALES ykmatsugu@nelco.com SCHEDULE A MEETING JOIN A MEETING HOST A MEETING ▾ SIGN OUT

My Meeting Settings	 Change	Account No. 333579
My Meetings	Personal Meeting ID	669-869-5212 <a href="#">Edit</a>
My Recordings		https://nissho-ele.zoom.us/j/6698695212 × Use this ID for instant meetings
My Webinars	Personal Link	Not set yet. <a href="#">Customize</a>
Room Management	Sign-In Email	ykmatsugu@nelco.com <a href="#">Edit</a>
Zoom Rooms		Linked accounts:  
Calendar Integration	User Type	Pro 
Digital Signage Content	Capacity	Meeting 100 
Cisco/Polycom Rooms	Time Zone	(GMT-7:00) Pacific Time (US and Canada) <a href="#">Edit</a>
User Management	Language	English <a href="#">Edit</a>
Users	Sign-In Password	***** <a href="#">Edit</a>
Group Management		
Account Management		
Account Profile		
Account Settings		
Billing		
Recording Management		
IM Management		
Dashboard		
Reports		

クリック

### 3. IM Settingをクリック

- My Profile
- My Meeting Settings
- My Meetings
- My Recordings
- My Webinars
- Room Management
  - Zoom Rooms
  - Calendar Integration
  - Digital Signage Content
  - Cisco/Polycom Rooms
- User Management
  - Users
  - Group Management
  - Account Management
    - Account Profile
    - Account Settings
    - Billing
  - Recording Management
  - IM Management
  - Dashboard

IM Groups

IM Settings

クリック

Enter group name

Search

Import

Add Group

Group Name	Group Type	Number of Members	Last Modified	
ネットワーク事業部	Normal	25	Dec 20, 2017 21:24	<a href="#">Edit</a> <a href="#">Delete</a>
情報企画	Normal	3	Apr 17, 2018 20:38	<a href="#">Edit</a> <a href="#">Delete</a>


## 4. Visibilityをクリック

- My Profile
- My Meeting Settings
- My Meetings
- My Recordings
- My Webinars
- Room Management
  - Zoom Rooms
  - Calendar Integration
  - Digital Signage Content
  - Cisco/Polycom Rooms
- User Management
  - Users
  - Group Management
- Account Management
  - Account Profile
  - Account Settings
  - Billing
  - Recording Management
  - IM Management
  - Dashboard

- IM Groups
- IM Settings
  - Sharing
  - Visibility
  - Security
  - Storage

クリック

### Sharing

Features	Status
<b>Screen capture</b> Allow users to take and send screenshots in direct messages or group conversations. 	<input checked="" type="checkbox"/>
<b>File transfer</b> Allow users to send files in direct messages or group conversations.	<input checked="" type="checkbox"/>
<b>Animated GIF images</b> Allow users to search for animated GIF images and share them in direct messages or group conversations.	<input checked="" type="checkbox"/>
<b>Code Snippet</b> Allow users to send bits of code, configuration files, or log files in direct messages or group conversations.	<input checked="" type="checkbox"/>

### Visibility

<b>Show contacts in the same domain</b> The Contacts list on Zoom clients includes all Zoom users who are either members of your account or members of your domain. If this setting is OFF, the Contacts list only shows members of your account. Note that if the "IM Groups" setting is ON, this setting will be automatically switched OFF.	<input type="checkbox"/>
<b>IM Groups</b> The Contacts list on the Zoom client displays the groups defined on the IM Groups tab. If this setting is OFF, the Contacts list displays all members of your account and might include members of your domain, depending on the setting for "Show contacts in the same domain".	<input checked="" type="checkbox"/>

## 5. 設定を変更して登録されていない同じドメインユーザーを見えなくする

The screenshot shows the Zoom Admin console interface. The left sidebar contains navigation options: Account Management, Account Profile, Account Settings, Billing, Recording Management, IM Management (highlighted), Dashboard, Reports, Scheduling Tracking Fields, Webinar Settings, Sub Accounts, Advanced, Zoom for Developers, H.323/SIP Room Connector, and Meeting Connector. The main content area is titled 'Visibility' and contains several settings:

- Sharing**
- Visibility**
  - Show contacts in the same domain**

The Contacts list on Zoom clients includes all Zoom users who are either members of your account or members of your domain. If this setting is OFF, the Contacts list only shows members of your account. Note that if the "IM Groups" setting is ON, this setting will be automatically switched OFF.

**こちらをOFF** (Turn this OFF)
  - IM Groups**

The Contacts list on the Zoom client displays the groups defined on the IM Groups tab. If this setting is OFF, the Contacts list displays all members of your account and might include members of your domain, depending on the setting for "Show contacts in the same domain".

**こちらをON** (Turn this ON)
  - Ungrouped users can search for any account member**
  - Ungrouped users can search for any contacts in the same domain**
  - Disable Chat**
- Security**
- Storage**

At the top right of the page, there are links for 'SCHEDULE A MEETING', 'JOIN A MEETING', 'HOST A MEETING', and 'SIGN OUT'.